

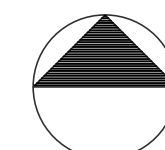


Manufacturer								
Symbol	Label	Quantity	Manufacturer	Catalog Number	Description	Number Lamps	Lumens Per Lamp	Wattage
☒	SW1	49	COOPER LIGHTING SOLUTIONS - LUMARK (FORMERLY EATON)	AXCS2A-W - MSP/DIM-L12 ISHH-01	2A AXCENT SMALL LED WALLPACK WITH 3000K CCT AND 80 CRI LEDS	1	2164	20.7

GENERAL LIGHTING NOTES:
 ALL BUILDING MOUNTED LIGHTS ARE TYPE SW1.
 LIGHTS WILL BE TURNED ON / OFF WITH A TIME CLOCK OR PHOTOCELL, AND WITH INTEGRATED MOTION SENSORS TO DIM THE LIGHTS TO WHEN NO MOTION IS DETECTED.

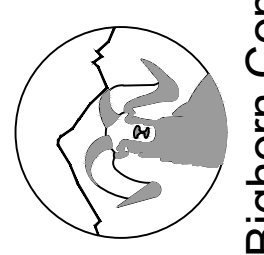
2022-231-02-006
 HUNTERDOUGLAS ENTERPRISES LLC
 1960 HIGHWAY 6 AND 50
 FRUITA, CO 80601
 303.535.1111

2022-231-02-046
 HUNTERDOUGLAS ENTERPRISES LLC
 1960 HIGHWAY 6 AND 50
 FRUITA, CO 80601
 303.535.1111

 **LIGHTING - SITE PLAN**
 SCALE: 1"=30'-0"
 NORTH

DO NOT REPRODUCE THESE DRAWINGS AND SPECIFICATIONS WITHOUT THE EXPRESSED WRITTEN PERMISSION OF THE DESIGNER. THE DRAWINGS AND SPECIFICATIONS ARE INSTRUMENTS OF THE SERVICE AND SHALL REMAIN THE PROPERTY OF THE DESIGNER. WHETHER THE PROJECT FOR WHICH THEY ARE MADE IS EXECUTED OR NOT, THESE DRAWINGS AND SPECIFICATIONS SHALL NOT BE USED BY ANYONE ON ANY OTHER PROJECTS FOR ADDITIONS TO THE PROJECT BY OTHERS EXCEPT BY THE EXPRESSED WRITTEN PERMISSION OF THE DESIGNER.

386 Indian Road
 Grand Junction, CO 81501
 Phone: (970) 241-8709

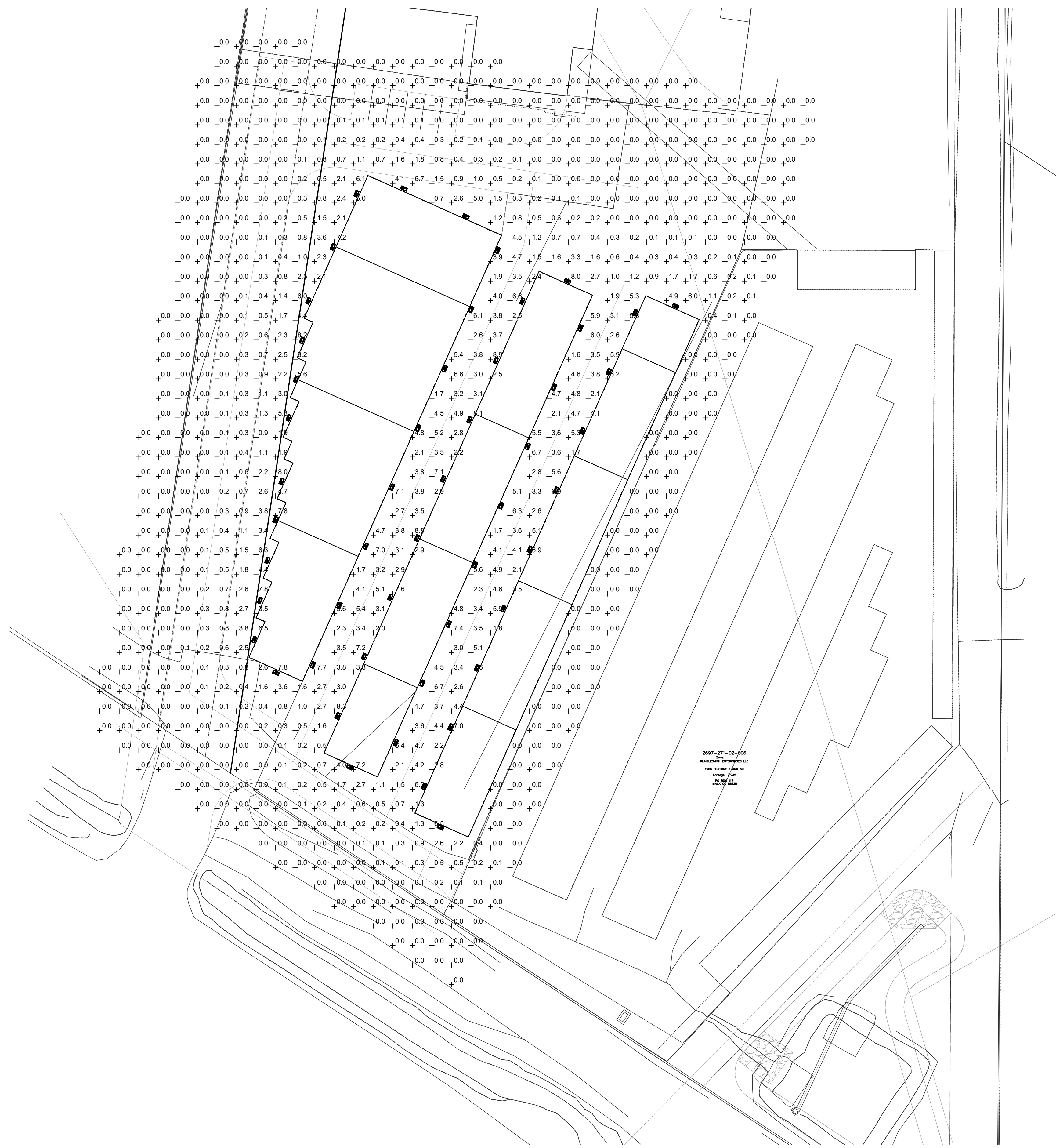


Big Horn Consulting Engineers, Inc.
 Mechanical & Electrical Engineers

**A STORAGE PLACE
 LIGHTING SITE PLAN**
 1960 HIGHWAY 6 & 50
 FRUITA, COLORADO

DATE:	ISSUED FOR:
12/09/2022	PERMIT

DATE:	12/09/2022
JOB NO:	22-355
DRAWN BY:	BCE
CHECKED BY:	BCE
SCALE:	AS SHOWN
SHEET NUMBER:	ES1-1



LIGHTING - IES-FOOTCANDLE SITE PLAN
 SCALE: 1"=30'-0"

Manufacturer								
Symbol	Label	Quantity	Manufacturer	Catalog Number	Description	Number Lamps	Lumens Per Lamp	Wattage
	SW1	49	COOPER LIGHTING SOLUTIONS - LUMARK (FORMERLY EATON)	AXCS2A-W - MSP/DM-L12 ISH-01	2A AXCENT SMALL LED WALLPACK WITH 3000K CCT AND 80 CRI LEDS	1	2164	20.7

Statistics						
Description	Symbol	Avg	Max	Min	Max/Min	Avg/Min
SITE CALC ZONE	+	1.1 fc	8.9 fc	0.0 fc	N/A	N/A

PHOTOMETRIC CALCULATION DISCLAIMER:

LIGHTING PATTERN USED FOR LUMINAIRES REPRESENTS ILLUMINATION LEVELS CALCULATED FROM LABORATORY DATA TAKEN UNDER CONTROLLED CONDITIONS IN ACCORDANCE WITH ILLUMINATING ENGINEERING SOCIETY APPROVED METHODS. ACTUAL PERFORMANCE OF ANY LUMINAIRE MAY VARY DUE TO VARIATION IN VOLTAGE, TOLERANCE IN LAMPS AND OTHER VARIABLE FIELD AND EQUIPMENT CONDITIONS.

EXTERIOR LIGHTING DESIGN CONCEPTS:

- CALCULATIONS ARE USING POINT-TO-POINT METHOD WITH TEN FEET DISTANCE BETWEEN CALCULATION GRID POINTS, USING VISUAL LIGHTING CALCULATIONS SOFTWARE.
- THE IESNA STANDARDS REPRESENT THE LOWEST ACCEPTABLE LEVELS FOR PROPER VISIBILITY AND RECOMMEND MINIMUM MAINTAINED LIGHT LEVELS FOR OPEN PARKING LOTS AT 0.2-0.5 FOOT CANDLE LEVELS FOR ENHANCED SECURITY CONDITIONS.
- PROPOSED LIGHT FIXTURES AND LIGHT LEVELS ARE TO BE IN ACCORDANCE WITH ALL LOCAL REQUIREMENTS.

EXTERIOR LIGHTING NOTES:

- LIGHT FIXTURES SHALL BE INSTALLED AND MAINTAINED IN A MANNER CONSISTENT WITH THE LIGHTING PLAN APPROVED BY THE CITY PLANNING DEPARTMENT. THE PROPERTY OWNER SHALL BE RESPONSIBLE FOR THE PROPER MAINTENANCE OF THE LIGHTING FIXTURES ON THEIR PROPERTY.
- REFER TO LANDSCAPE PLANS FOR MATURE HEIGHT OF EXISTING AND PROPOSED TREES.
- REFER TO ARCHITECTURAL ELEVATIONS FOR BUILDING HEIGHT INFORMATION.
- ALL EXTERIOR LIGHT FIXTURES SHALL BE OPERATED BY ASTRONOMICAL TIME CLOCK, PHOTOCELL OR LIGHTING CONTROL SYSTEM.
- POST-CURFEW LIGHT LEVELS FOR PARKING LOTS SHALL BE REDUCED BY AT LEAST 50%. ENTRY LIGHTS MAY BE LEFT ON.
- FACILITIES & SITE DEVELOPMENT OF THIS SITE ARE TO BE CONSTRUCTED IN ACCORDANCE WITH CITY CONSTRUCTION SPECIFICATIONS, STANDARDS AND DETAILS.
- ALL OUTSIDE LIGHT SOURCES SHALL CONFORM TO ALL LOCAL ZONING & DEVELOPMENT CODES.
- PARKING LOT LIGHTS SHALL OPERATE DUSK TO PRE-SET OFF, SO THAT THEY EXTINGUISH ONE HOUR AFTER CLOSE OF BUSINESS OR NO LATER THAN 10 P.M. BUILDING SECURITY LIGHTS WILL OPERATE FROM DUSK TO DAWN.

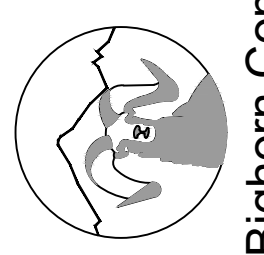
ACCEPTANCE BLOCK

THE CITY REVIEW CONSTITUTES GENERAL COMPLIANCE WITH THE CITY'S DEVELOPMENT STANDARDS, SUBJECT TO THESE PLANS BEING SEALED, SIGNED, AND DATED BY THE PROFESSIONAL OF RECORD. REVIEW BY THE CITY DOES NOT CONSTITUTE APPROVAL OF THE PLAN DESIGN. THE CITY NEITHER ACCEPTS NOR ASSUMES ANY LIABILITY FOR ERRORS OR OMISSIONS. ERRORS IN THE DESIGN OR CALCULATIONS REMAIN THE RESPONSIBILITY OF THE PROFESSIONAL OF RECORD. CONSTRUCTION MUST COMMENCE WITHIN ONE YEAR FROM THE DATE OF PLAN SIGNATURE.

CITY DEVELOPMENT ENGINEER	DATE
CITY PLANNER	DATE

DO NOT REPRODUCE THESE DRAWINGS AND SPECIFICATIONS WITHOUT THE EXPRESSED WRITTEN PERMISSION OF THE DESIGNER. THE DRAWINGS AND SPECIFICATIONS ARE INSTRUMENTS OF THE SERVICE AND SHALL REMAIN THE PROPERTY OF THE DESIGNER. THESE DRAWINGS AND SPECIFICATIONS SHALL NOT BE USED BY ANYONE ON ANY OTHER PROJECTS FOR ADDITIONS TO THE PROJECT BY OTHERS EXCEPT BY THE EXPRESSED WRITTEN PERMISSION OF THE DESIGNER.

388 Indian Road
Grand Junction, CO 81501
Phone: (970) 241-8709



Bighorn Consulting Engineers, Inc.
Mechanical & Electrical Engineers

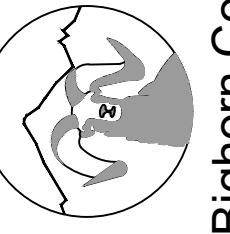
**A STORAGE PLACE
IES FOOTCANDLE SITE PLAN**
 1960 HIGHWAY 6 & 50
FRUITA, COLORADO

DATE:	ISSUED FOR:
12/09/2022	PERMIT

DATE:	12/09/2022
JOB NO:	22-355
DRAWN BY:	BCE
CHECKED BY:	BCE
SCALE:	AS SHOWN
SHEET NUMBER:	IES1-1

DO NOT REPRODUCE THESE DRAWINGS AND SPECIFICATIONS WITHOUT THE EXPRESSED WRITTEN PERMISSION OF THE DESIGNER. THE DRAWINGS AND SPECIFICATIONS ARE INSTRUMENTS OF THE SERVICE AND SHALL REMAIN THE PROPERTY OF THE DESIGNER. THESE DRAWINGS AND SPECIFICATIONS SHALL NOT BE USED BY ANYONE ON ANY OTHER PROJECTS FOR ADDITIONS TO THE PROJECT BY OTHERS EXCEPT BY THE EXPRESSED WRITTEN PERMISSION OF THE DESIGNER.

386 Indian Road
Grand Junction, CO 81501
Phone: (970) 241-8709



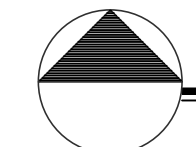
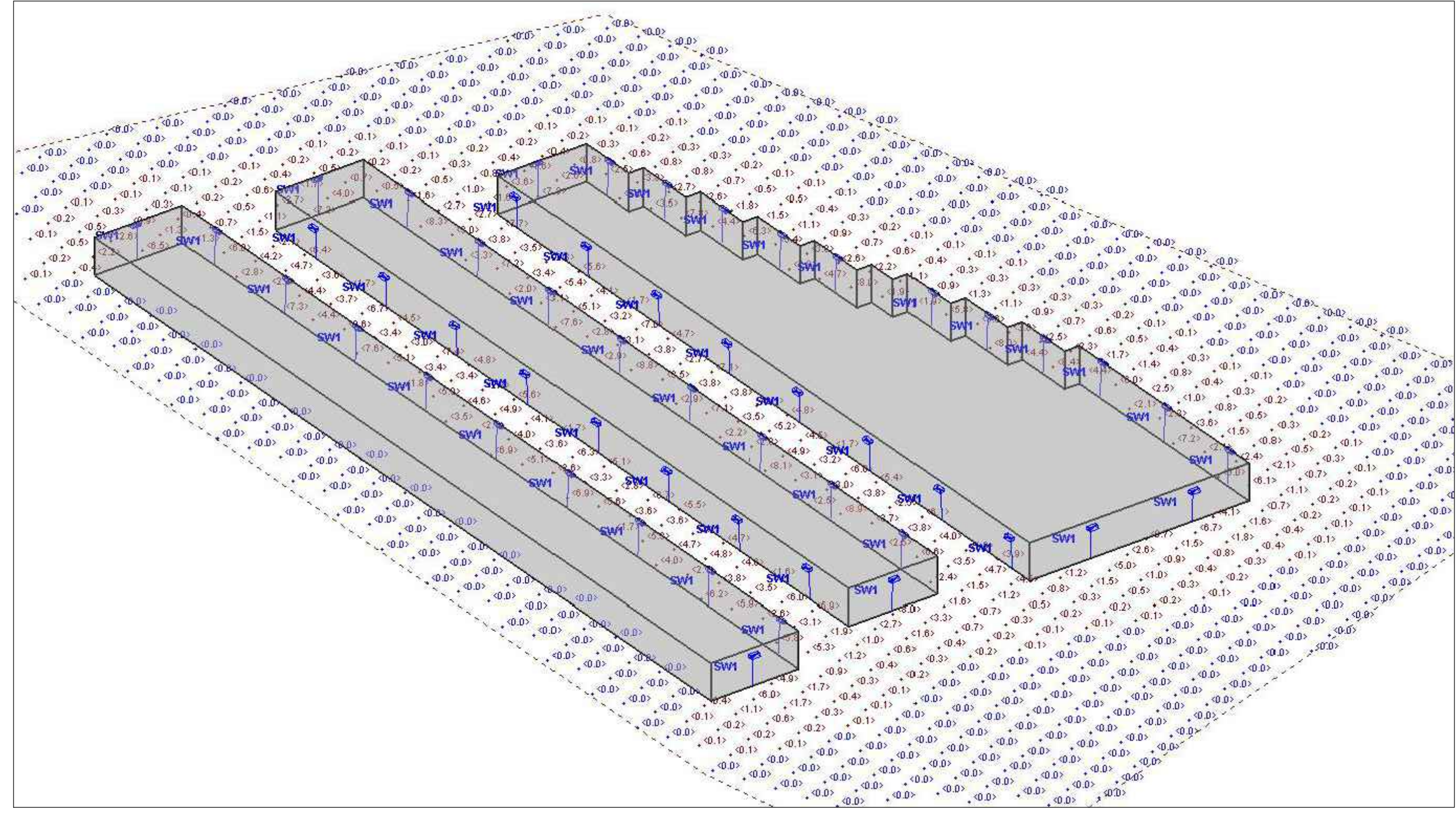
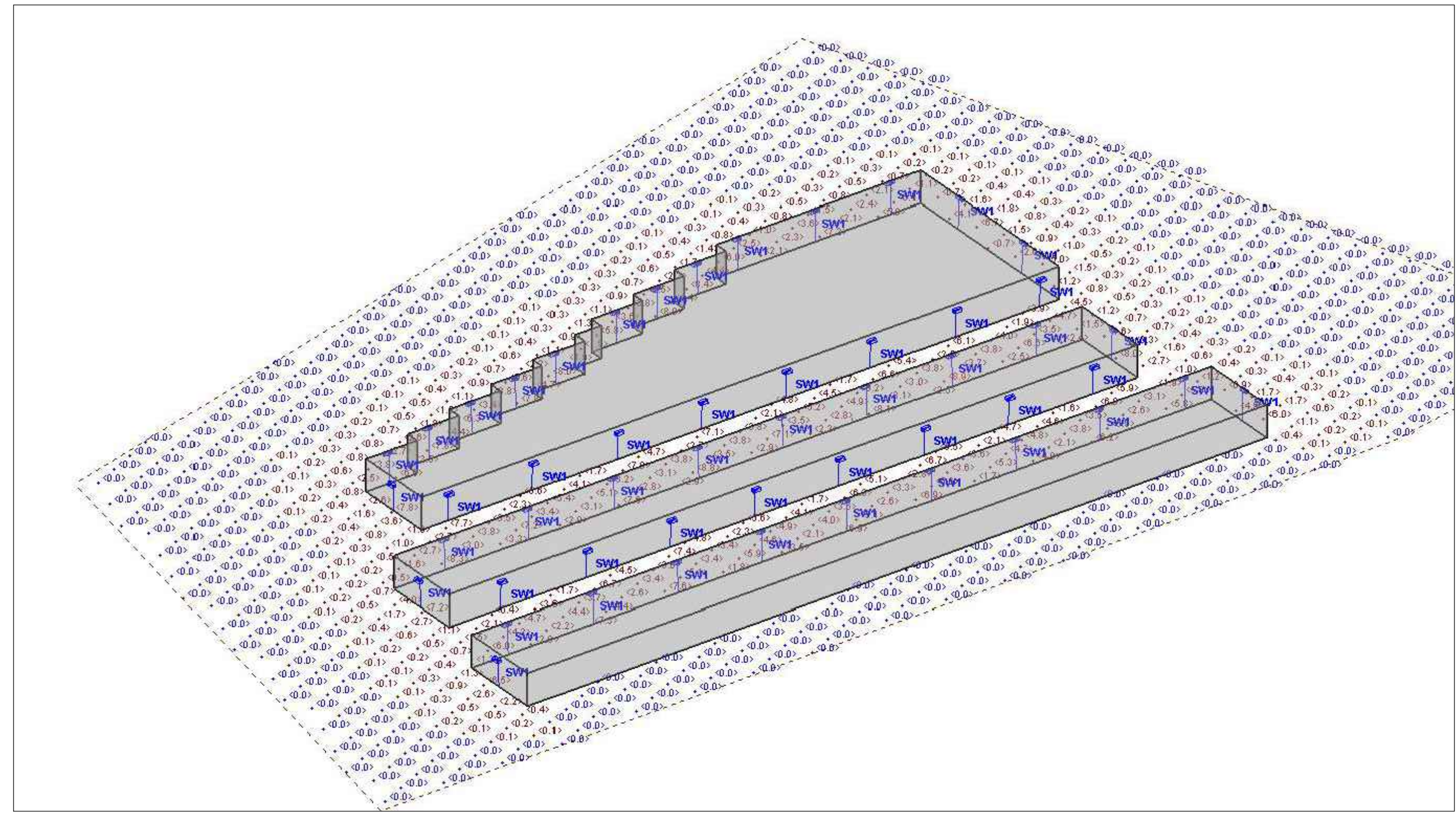
Big Horn Consulting Engineers, Inc.
Mechanical & Electrical Engineers

**A STORAGE PLACE
SITE LIGHTING DETAILS**
1960 HIGHWAY 6 & 50
FRUITA, COLORADO

DATE: 12/09/2022
ISSUED FOR: PERMIT

DATE: 12/09/2022
JOB NO: 22-355
DRAWN BY: BCE
CHECKED BY: BCE
SCALE: AS SHOWN
SHEET NUMBER:

IES1-2



NORTH

LIGHTING - BUILDING ELEVATIONS
SCALE: NOT TO SCALE