

Fruita Community Center



Fruita Community Center

- Construction Update
- FCC Operations Update
 - Financial
 - “Operational Flow”
- Future Plans / Activities

Fruita Community Center

- Construction Update

Project Costs - Description	Budget - April '10	Actual - May '11	Savings
Construction Costs - FCI	\$11,154,261.00	\$10,770,012.23	\$384,248.77
Design Costs - SCD	\$882,315.00	\$868,785.25	\$13,529.75
Soft Costs / Development	\$314,040.00	\$177,558.87	\$136,481.13
FF&E and Equipment	\$595,275.00	\$590,584.37	\$4,690.63
Contingency	\$516,982.00	\$0.00	\$516,982.00

Project Costs Total	\$13,462,873.00	\$12,406,940.72	\$1,055,932.28
---------------------	-----------------	-----------------	----------------

Project Income - Description	Budget - April '10	Actual - May '11
Voter Approved Bond	\$10,901,000.00	\$10,901,000.00
Fundraising	\$2,024,395.00	\$2,024,395.00
City of Fruita - CIP	\$100,000.00	\$100,000.00
Other	\$20,000.00	\$0.00

Total Project Income	\$13,045,395.00	\$13,024,470.00
----------------------	-----------------	-----------------

Project Overage / Underage	-\$417,478.00	\$617,529.28
----------------------------	----------------------	---------------------

Fruita Community Center

- Construction Update – Remaining Activities
 - Managing Warranty Items – Minimal to Date
 - Some Lighting
 - Indoor and Outdoor Pools
 - Landscaping Walk-Through Remains
 - Replace Plants that Didn't Survive Winter
 - Asphalt Patching - Low Spots
 - Clean and Re-Stripe Parking Lot

Fruita Community Center

- Operations Finances / Budget – Highlights
 - Revenue Tracking Very Well - 60% of Budget
 - Annual Passes – 50% of Budget
 - Punch and 3 Month Passes – 59% of Budget
 - Daily Admissions – 140% of Budget
 - Expenses Tracking OK – 38% of Budget
 - Aquatics and Guests Services PT Salaries - 50% of Budget
 - Sales and Use Taxes – 43% of Budget (up 9%)

Fruita Community Center

- Operations Budget - Overall

FCC Expenses	2011 Budget	05/14/11	Amount Remaining	Percent Spent
FCC Administration / Management - Operating	\$216,175.00	\$101,655.29	\$114,519.71	47.02%
Aquatics	\$275,300.00	\$139,208.13	\$136,091.87	50.57%
Child Care	\$33,800.00	\$2,659.31	\$31,140.69	7.87%
Fitness Wellness	\$91,350.00	\$21,339.47	\$70,010.53	23.36%
Senior Services	\$46,000.00	\$17,159.29	\$28,840.71	37.30%
Building Maintenance	\$305,265.00	\$81,926.16	\$223,338.84	26.84%
Transfer to Debt Service Fund	\$636,605.00	\$205,831.25	\$430,773.75	32.33%

FCC Expenses	\$1,604,495.00	\$569,778.90	\$1,034,716.10	35.51%
--------------	----------------	--------------	----------------	--------

FCC Operating Expenses	\$967,890.00	\$363,947.65	\$603,942.35	37.60%
------------------------	--------------	--------------	--------------	--------

FCC Revenues	2011 Budget	05/14/11	Amount Remaining	Percent Spent
Community Center User Fees	\$527,000.00	\$319,614.68	\$207,385.32	60.65%
FCC Retail Sales	\$0.00	\$511.88	-\$511.88	
Concession sales	\$0.00	\$987.66	-\$987.66	
Community Center Program Fees	\$64,000.00	\$39,791.80	\$24,208.20	62.17%
FCC Room Rentals	\$36,000.00	\$3,590.00	\$32,410.00	9.97%
Transfer from General Fund	\$95,000.00	\$0.00	\$95,000.00	0.00%
Sales and Use Tax Revenue	\$810,000.00	\$344,034.46	\$465,965.54	42.47%
Transfer from Capital Project	\$269,833.00			

FCC Revenue	\$1,801,833.00	\$708,530.48	\$823,469.52	39.32%
-------------	----------------	--------------	--------------	--------

FCC Operating Revenue	\$627,000.00	\$364,496.02	\$262,503.98	58.13%
-----------------------	--------------	--------------	--------------	--------

Operating Cost Recovery	64.78%	100.15%		
-------------------------	--------	---------	--	--

Fruita Community Center

- Operating Revenues – Annual Passes

Pass Type	# of Passes per Year	Total annual Visits	Fee	Revenue
Annual Passes				
Annual Child RES	0	0	\$ 180.00	\$ -
Annual Child NR	0	0	\$ 195.00	\$ -
Annual Youth RES	180	18000	\$ 240.00	\$ 43,200.00
Annual Youth NR	120	12000	\$ 260.00	\$ 31,200.00
Annual Adult RES	240	24000	\$ 360.00	\$ 86,400.00
Annual Adult NR	160	16000	\$ 390.00	\$ 62,400.00
Adult Couple RES			\$ 540.00	
Adult Couple NR			\$ 585.00	
Annual Senior RES	75	7500	\$ 300.00	\$ 22,500.00
Annual Senior NR	50	5000	\$ 325.00	\$ 16,250.00
Annual Senior Couple RES			\$ 450.00	
Annual Senior Couple NR			\$ 325.00	
Household RES 3			\$ 600.00	\$ -
Household RES 4	90		\$ 645.00	\$ 58,050.00
Household RES 5			\$ 690.00	\$ -
Household NR 3			\$ 650.00	\$ -
Household NR 4	60		\$ 700.00	\$ 42,000.00
Household NR 5			\$ 750.00	\$ -
Silver Sneakers			\$ 180.00	\$ -
Total	975	82500		\$ 362,000.00

# of Passes Sold - 5/14	Projected Revenue
3	\$540.00
14	\$3,360.00
91	\$32,760.00
111	\$59,940.00
44	\$13,200.00
40	\$18,000.00
113	\$67,800.00
225	\$145,125.00
192	\$132,480.00
202	
1035	\$473,205.00

Amount Collected to Date **\$183,063.75**

Fruita Community Center

- Operating Revenues – Punch / 3 Month Passes

Type	Passes per Year	Fee	Revenue
3 Month Child RES		\$ 45.00	\$ -
3 Month Child NR		\$ 48.75	\$ -
3 Month Youth RES		\$ 60.00	\$ -
3 Month Youth NR		\$ 64.98	\$ -
3 Month Adult RES		\$ 90.00	\$ -
3 Month Adult NR		\$ 98.50	\$ -
3 Month Senior RES		\$ 75.00	\$ -
3 Month Senior NR		\$ 81.25	\$ -
3 Month Couple RES		\$ 135.00	\$ -
3 Month Couple NR		\$ 146.25	\$ -
3 Month Senior Couple RES		\$ 112.50	
3 Month Senior Couple NR		\$ 122.00	
3 Month Household RES 3		\$ 150.00	\$ -
3 Month Household RES 4		\$ 161.25	\$ -
3 Month Household RES 5		\$ 172.50	\$ -
3 Monthly Household NR		\$ 162.50	\$ -
3 Monthly Household NR		\$ 175.00	\$ -
3 Monthly Household NR		\$ 187.50	\$ -
20 - Child RES	0	\$ 54.00	\$ -
20 - Child NR	0	\$ 57.00	\$ -
20 - Youth RES	150	\$ 72.00	\$ 10,800.00
20 - Youth NR	100	\$ 76.00	\$ 7,600.00
20 - Adult RES	360	\$ 108.00	\$ 38,880.00
20 - Adult NR	240	\$ 114.00	\$ 27,360.00
20 - Senior RES	120	\$ 90.00	\$ 10,800.00
20 - Senior NR	80	\$ 95.00	\$ 7,600.00
Total	1050		\$ 103,040.00

# of Passes Sold - 5/14	Actual Revenue
4	\$180.00
	\$0.00
38	\$2,280.00
	\$0.00
98	\$8,820.00
	\$0.00
43	\$3,225.00
	\$0.00
50	\$6,750.00
	\$0.00
32	\$3,600.00
	\$0.00
39	\$5,850.00
43	\$6,933.75
19	\$3,277.50
	\$0.00
	\$0.00
	\$0.00
46	\$2,484.00
	\$0.00
53	\$3,816.00
	\$0.00
105	\$11,340.00
	\$0.00
25	\$2,250.00
	\$0.00
595	\$60,806.25

Fruita Community Center

- Operating Revenues – Daily Admissions

Type	Units	Fee	Projected Revenue	# of Passes Sold - 5/14	Actual Revenue
Annual Child RES	2000	\$ 3.00	\$ 6,000	5267	\$15,801.00
Annual Youth RES	4000	\$ 4.00	\$ 16,000	6766	\$27,064.00
Annual Adult RES	5000	\$ 6.00	\$ 30,000	7346	\$44,076.00
Annual Senior RES	2000	\$ 5.00	\$ 10,000	470	\$2,350.00
Total	13000		\$ 62,000	19849	\$89,291.00

Fruita Community Center

- Operating Revenues – Other

	Jan-11	Feb-11	Mar-11	Apr-11	May-11	Total
Fitness Programs	\$356.00	\$1,001.00	\$2,412.00	\$1,859.00	\$459.00	\$6,087.00
Pro Shop Sales	\$384.50	\$940.50	\$959.68	\$395.06	\$175.99	\$2,855.73
Facility Rentals	\$0.00	\$1,455.00	\$2,974.50	\$3,423.98	\$1,170.00	\$9,023.48
Child Care	\$1,290.00	\$897.00	\$753.00	\$681.50	\$141.00	\$3,762.50
Miscellaneous	\$155.50	\$491.00	\$135.50	\$86.50	\$18.00	\$886.50
	\$2,186.00	\$4,784.50	\$7,234.68	\$6,446.04	\$1,963.99	\$22,615.21

Fruita Community Center

- Operating Expenses

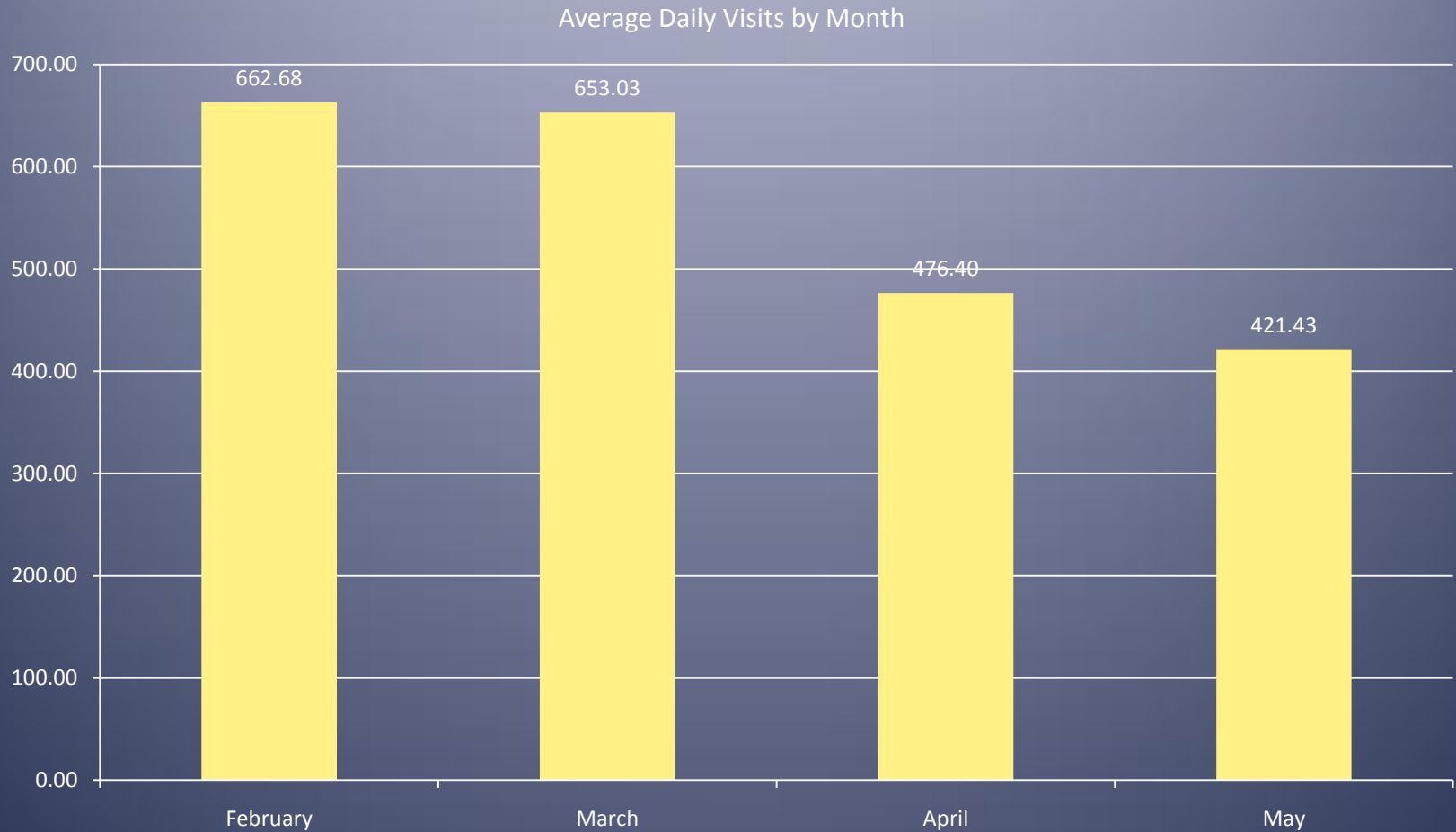
Account	Description	2011 - Budget	Expenses as of 5/14	Percent Spent
4111	Salaries, Full Time	\$178,425.00	\$56,284.25	31.55%
4120	Part Time	\$337,500.00	\$161,401.60	47.82%
4125	Contract Labor	\$75,000.00	\$14,540.25	19.39%
4130	Overtime	\$7,000.00	\$1,754.00	25.06%
4210	Health Insurance	\$43,375.00	\$15,849.73	36.54%
4220	FICA Payroll Expense	\$32,475.00	\$13,579.03	41.81%
4221	Medicare Payroll Expense	\$7,625.00	\$3,175.77	41.65%
4230	Retirement	\$8,075.00	\$2,812.34	34.83%
4250	Unemployment Insurance	\$1,600.00	\$658.28	41.14%
4260	Workers Compensation Insurance	\$12,900.00	\$7,400.00	57.36%
4310	Professional Development	\$7,750.00	\$1,400.04	18.07%
4343	Credit Card Processing Fees	\$5,500.00	\$6,854.11	124.62%
4350	Entertainment	\$1,000.00	\$450.00	
4345	Background Investigations	\$1,050.00	\$171.25	16.31%
4423	Pool Repair and Maintenance - Chemicals, etc.	\$25,000.00	\$10,180.00	40.72%
4430	Contract Professional Services - HVAC, etc.	\$25,000.00	\$11,665.99	46.66%
4440	Building and Grounds Maintenance	\$3,000.00	\$107.55	3.59%
4441	Facility Rental	\$600.00	\$300.00	
4530	Telephone	\$1,215.00	\$0.00	0.00%
4550	Printing	\$2,250.00	\$282.01	12.53%
4553	Advertising / Marketing / Promotions	\$1,500.00	\$0.00	0.00%
4580	Senior Travel Activities	\$5,000.00	\$0.00	
4610	Office Supplies	\$4,250.00	\$997.19	23.46%
4611	Postage	\$1,500.00	\$366.20	24.41%
4612	Supplies and Equipment	\$20,500.00	\$11,105.61	54.17%
4620	Utilities - Gas Electric, Water,/Sewer, Trash	\$150,000.00	\$39,767.42	26.51%
4626	Gas and Oil	\$500.00	\$0.00	0.00%
4661	Uniforms	\$6,500.00	\$289.34	4.45%
4680	Refunds	\$800.00	\$190.00	23.75%
4690	Supplies for Resale	\$1,000.00	\$2,365.69	236.57%
4743	Furniture and Equipment	\$0.00	\$0.00	
		\$967,890.00	\$363,947.65	

Fruita Community Center

- Operational Flow - Highlights
 - Survived Opening
 - Visit Counts
 - 58,991 Visits – 2/1 – 5/14
 - Visits Tracking Down but Billing Tracking Up
 - Who We Are Serving
 - Locals and Families
 - Indoor Pool

Fruita Community Center

- Operational Flow - Newness Wave



Fruita Community Center

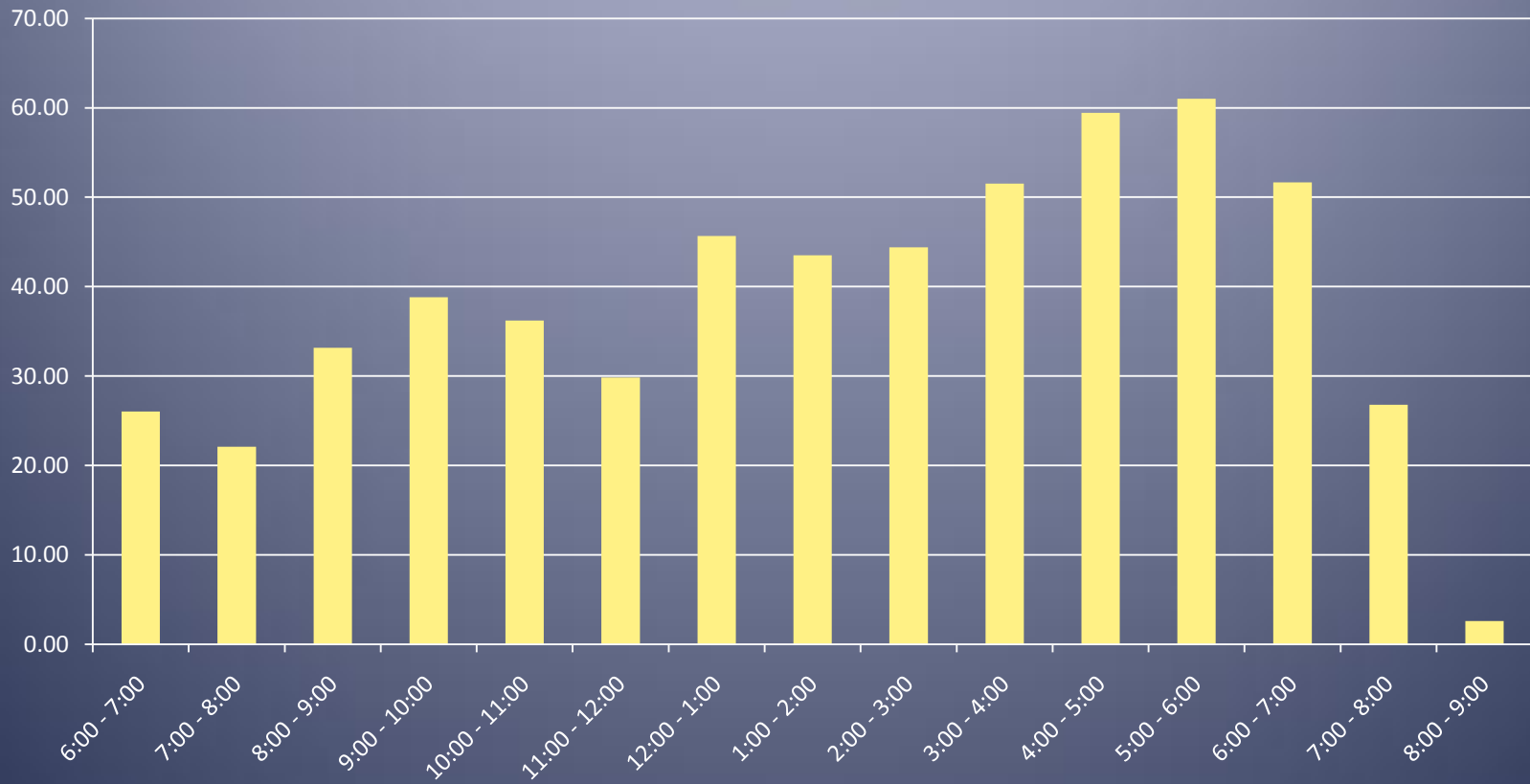
- Operational Flow – Library Statistics



Fruita Community Center

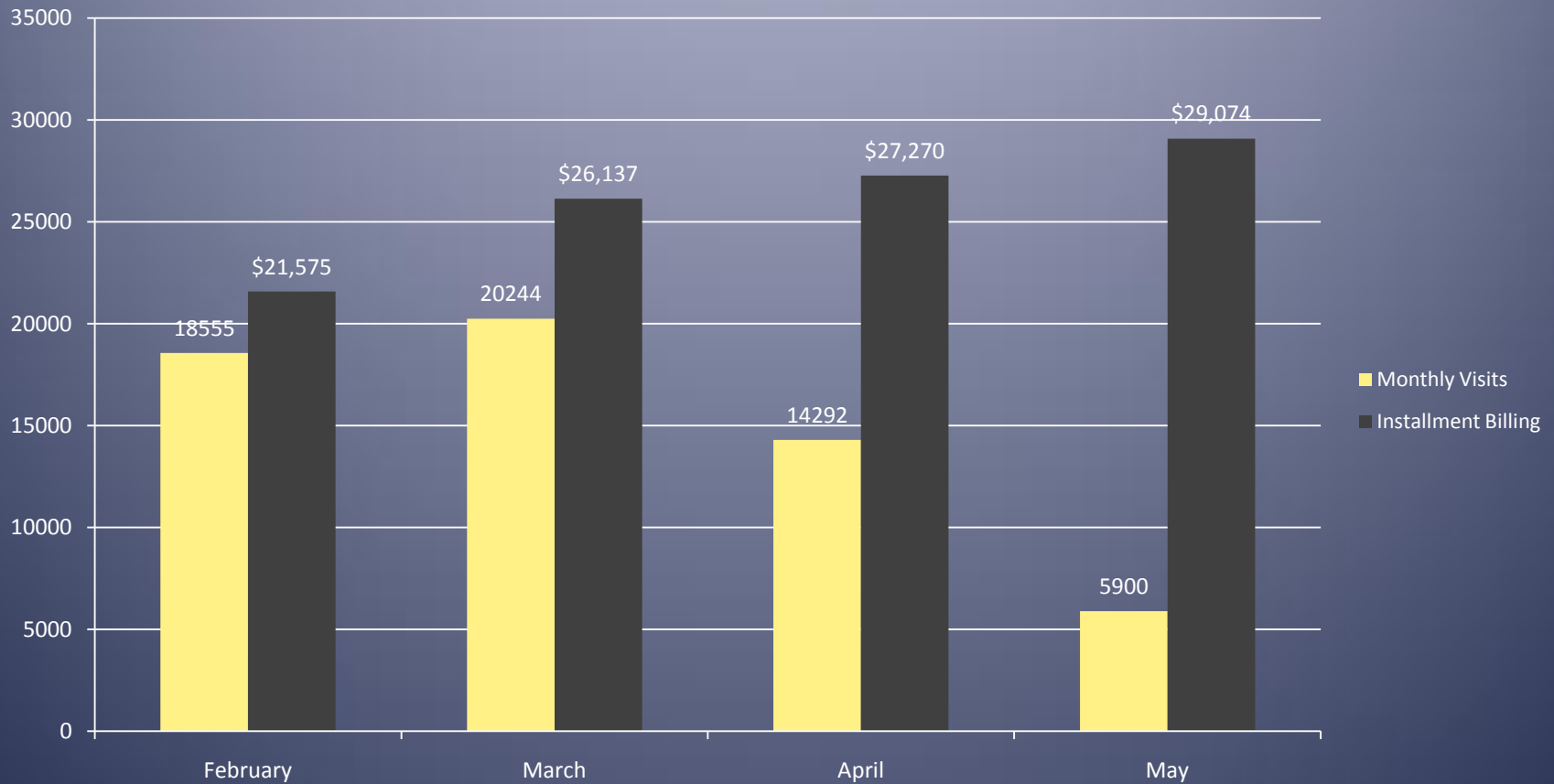
- Operational Flow - Daily Wave

Average Visits by Hour



Fruita Community Center

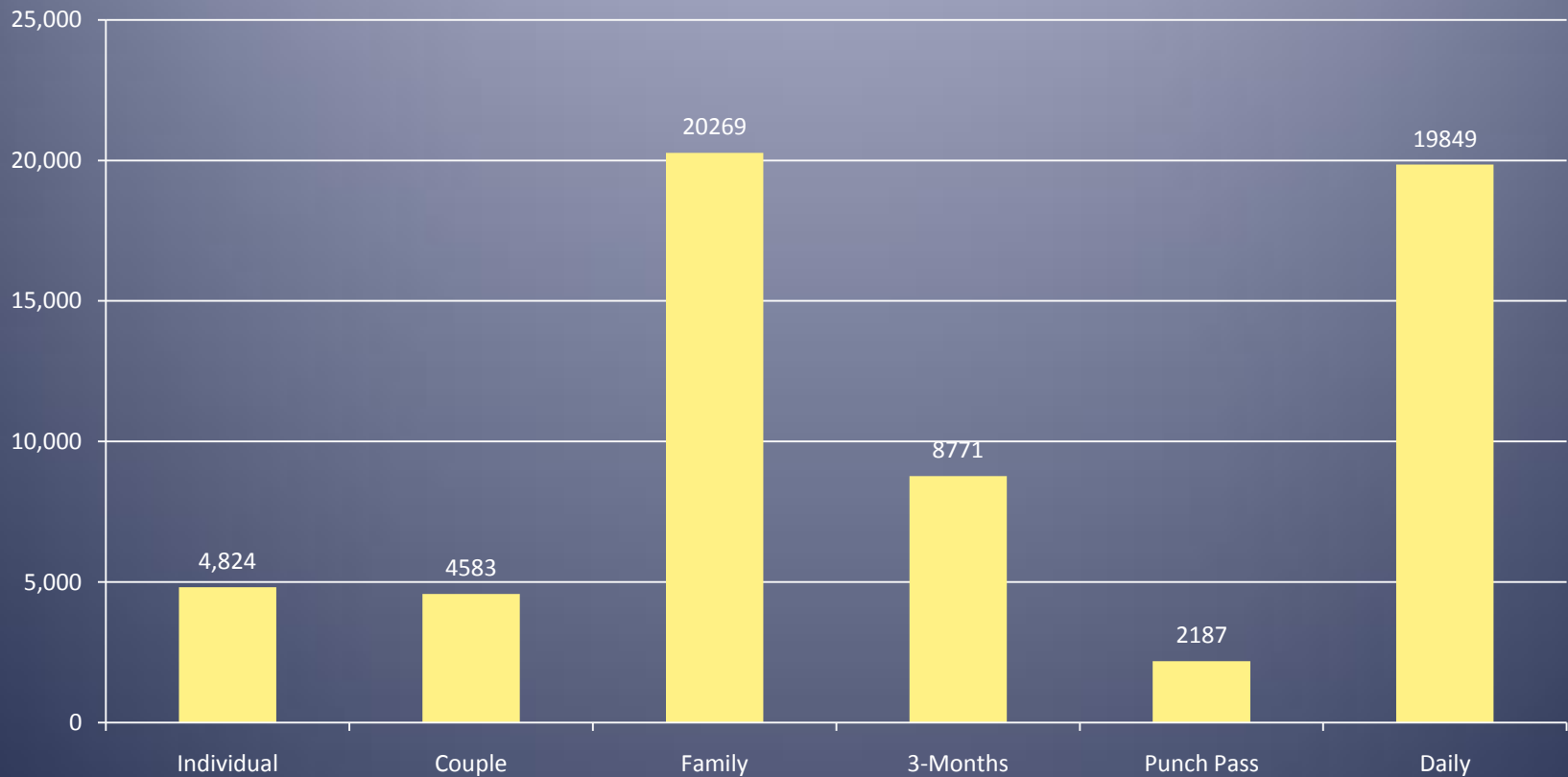
- Operational Flow – Visits Down but Billing Up



Fruita Community Center

- Operational Flow – Who We Are Serving

2011 Visits by Pass-Type



Fruita Community Center

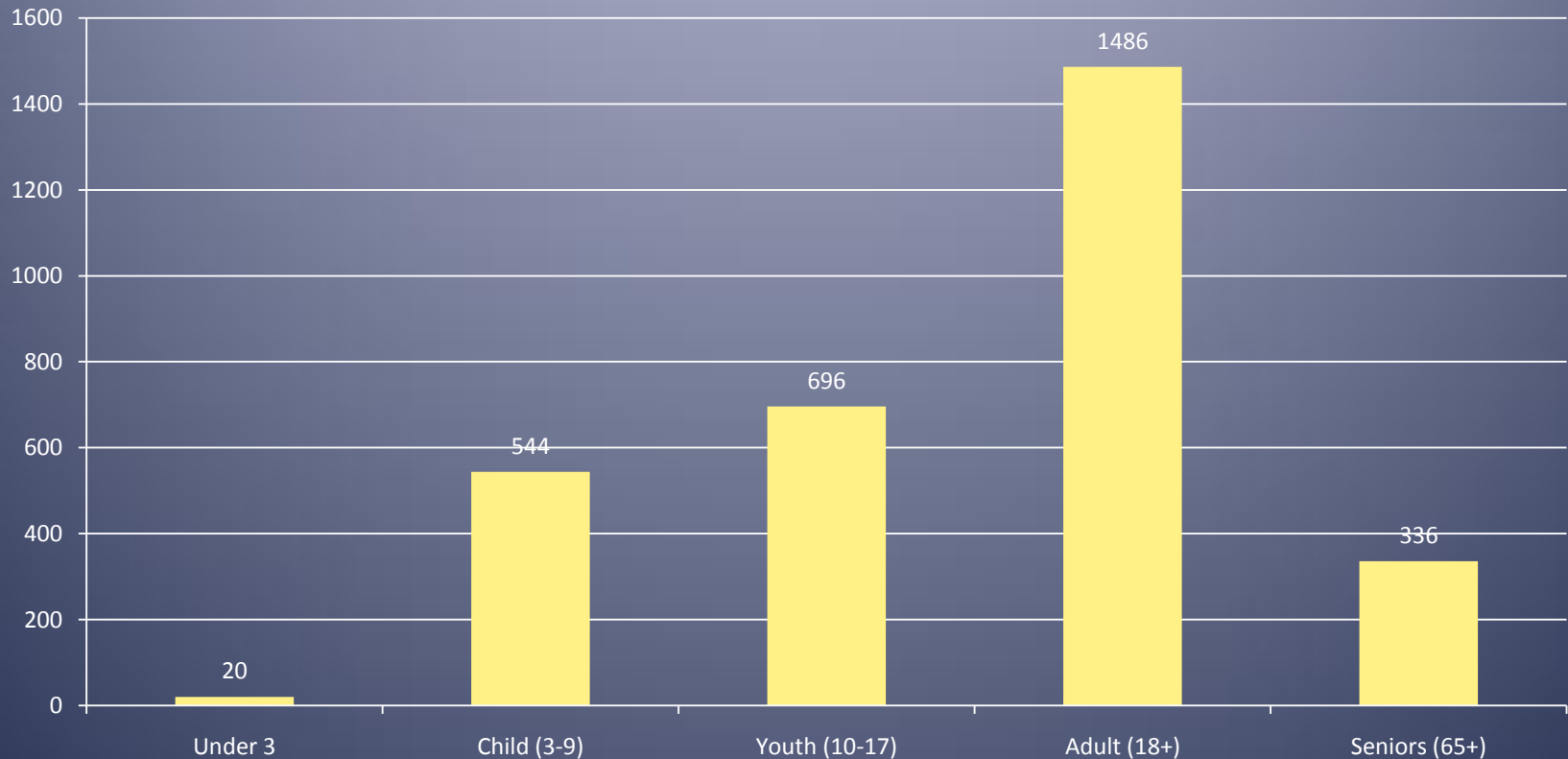
- Operational Flow – Who We Are Serving



Fruita Community Center

- Operational Flow – We Are Serving All Ages

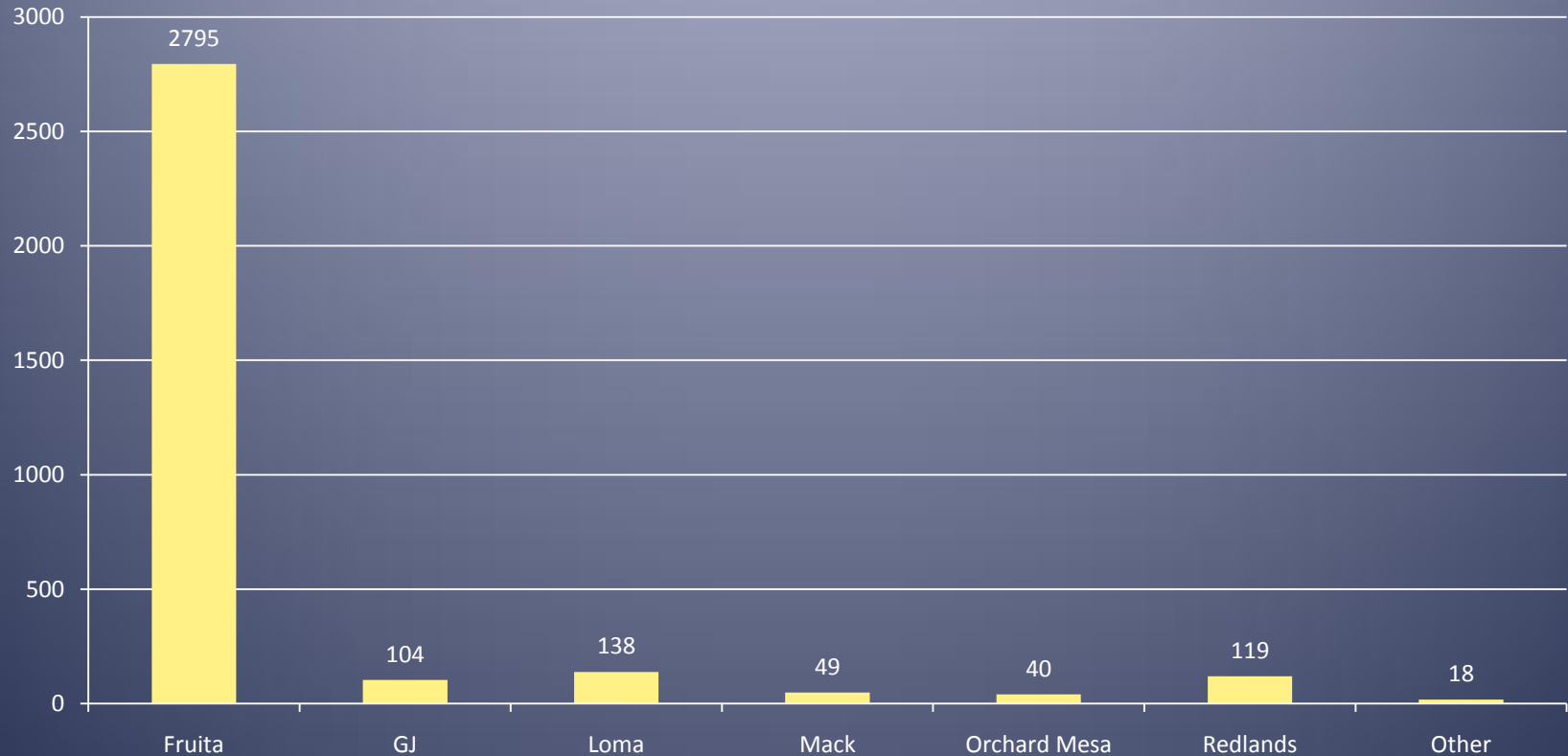
Pass Holders by Age



Fruita Community Center

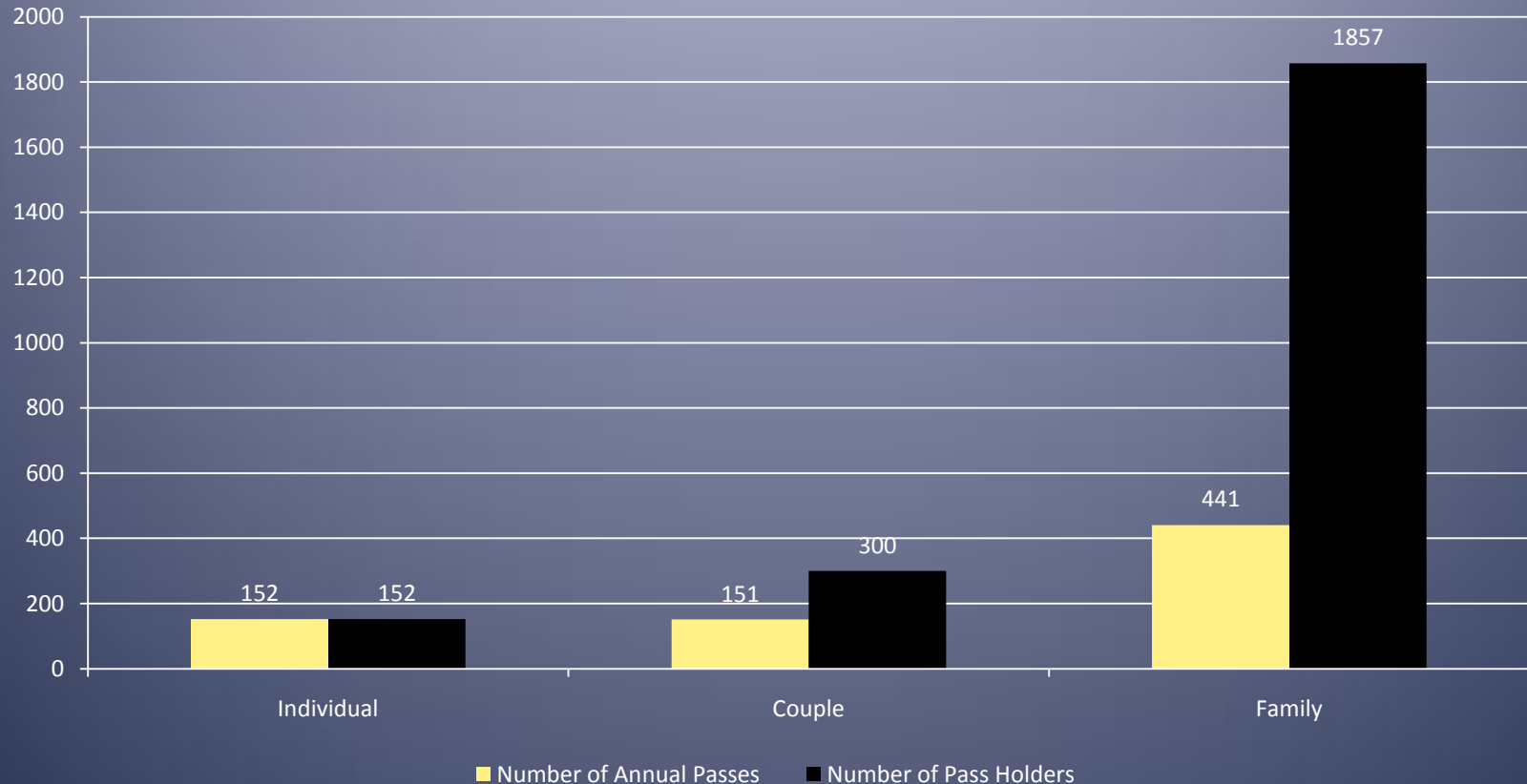
- Operational Flow – We Are Serving Locals

Pass Holders by Geographic Area (ZIP)



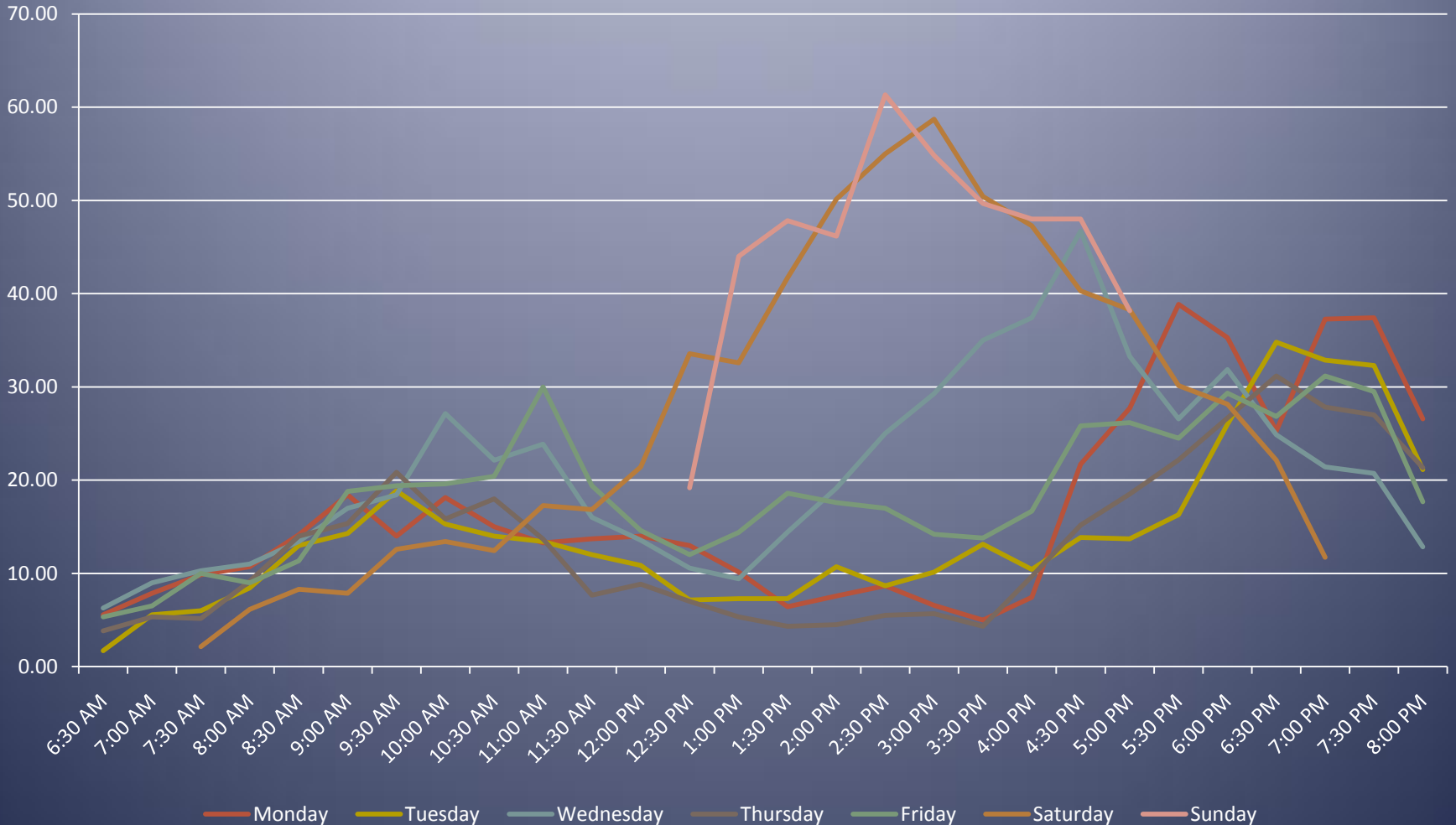
Fruita Community Center

- Operational Flow – We Are Serving Families



Fruita Community Center

- Indoor Pool - Average Visits by Hour



Fruita Community Center

- Operational Flow - Fitness Classes

Class	Jan/Feb	March	April	May
20/20/20	8.67	7.00	5.75	
30/30	1.33			
Cardio Sculpt			1.50	
Low/sculpt		4.50		
Low Impact	7.50	7.33	9.00	7.67
Prime Time			2.67	2.00
Strength				8.50
Senior Weights		3.67	0.86	1.00
Circuit Strength	3.25			
Core Strength	1.67			
Body Sculpt		7.00	5.50	6.00
Power Pump	1.80			
Sports Cond.	1.38	5.67	5.75	7.00
Step	4.13	7.20	4.25	2.00

Cycle Xpress	2.75			
Cycling	5.25	5.25	5.88	4.50
Cycling		7.60	9.00	3.00
Cycling	12.67	11.00	8.25	10.00
Cycling	6.00	6.00	7.00	5.00
Cycling	5.89	7.60	8.38	7.50

Class	Jan/Feb	March	April	May
Silver Sneakers		10.29	11.23	11.17

Pilates	2.00	1.60	2.00	2.00
Pilates	5.80	2.67	2.00	
Pilates Plus	3.33	2.00	3.25	
Tai Chi	9.00			9.00
Tai Chi				2.00

Yoga	5.17	5.20	5.33	3.00
Yoga	4.40	5.67	5.33	4.00
Yoga	3.17	1.00	2.00	
Yoga	4.56	4.88	5.50	6.00
Yoga	7.20	5.20	5.50	
Core Yoga	4.86	3.75	4.67	2.00
Core Yoga	4.50			
Power Yoga			3.00	
Power Yoga			3.00	3.00
Power Yoga			2.00	
Parent/tot			3.00	

Total Participants	628	619	502	194
--------------------	-----	-----	-----	-----

Fruita Community Center

- Future Plans / Activities
 - Outdoor Pool - May 21 and 22, May 28 – September 5
 - Maintenance Week – September 6 – 11
 - Refinish Wood Floors, Clean Rafters and Vents, Repaint Where Needed, Deck Drains, General Deep Cleaning
 - Respond to Customer Issues / Requests
 - Hours of Operation
 - Facility Rentals

Fruita Community Center

- Future Plans / Activities
 - Programs
 - Evaluate existing and new programs to maintain interest in FCC to ultimately maintain visit counts and budget
 - Youth Classes / Programs
 - » Night at the FCC, After School, Summer Day Camp, etc.
 - Adult Classes / Programs
 - » Master Swim, Seasonal Fitness
 - Senior Classes / Programs
 - » 55 Alive, Tax Aide, etc.